



TRC

➤ MAIN FEATURES

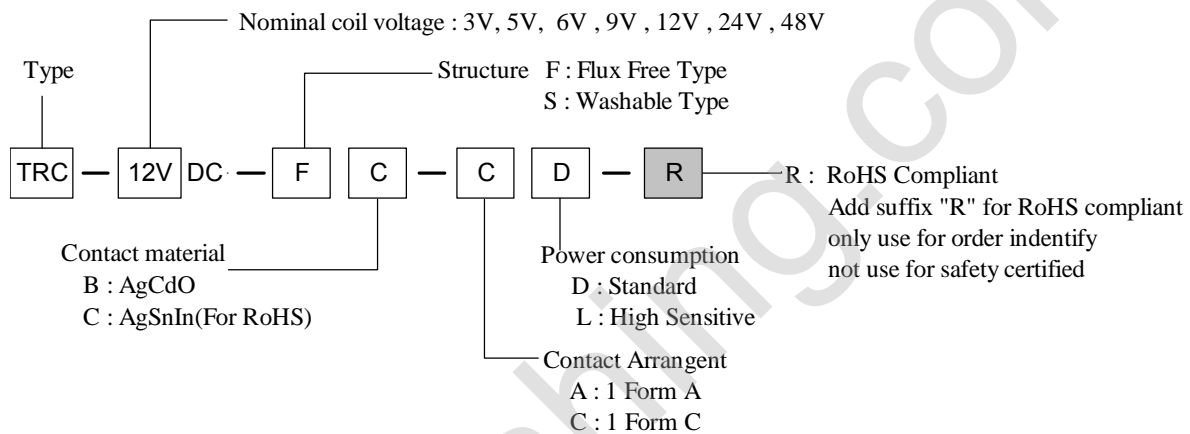
- Smallest size (10.2 × 18.2 × 15.0 mm) at 10A switching capacity relay for high density P.C. board mounting technique.
- 1A and 1C contact form available.
- Surge resistiveness of 5000V on series relays.
- Selection of plastic insulation material for high temperature and better chemical solution performance.
- UL、CSA and TUV recognized.



➤ APPLICATIONS

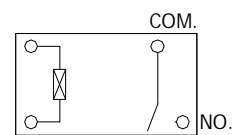
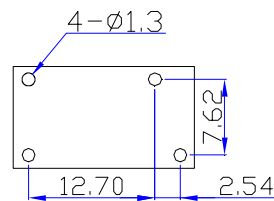
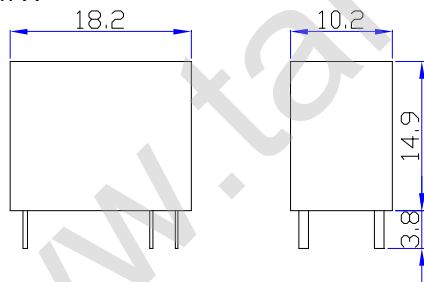
- Domestic appliance, office machine, audio equipment, automobile, etc.

➤ ORDERING INFORMATION

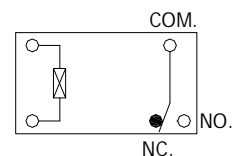
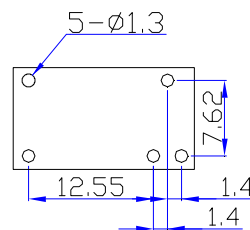
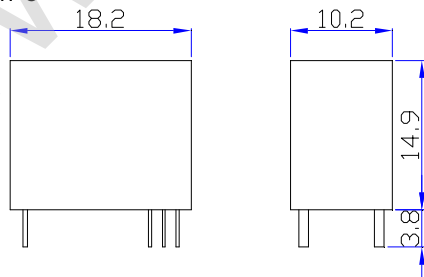


■ DIMENSION(unit:mm) ■ DRILLING(unit:mm) ■ WIRING DIAGRAM

1 Form A



1 Form C



Remark: 1. In case of no tolerance shown in dimension: ±0.5mm.
2. The tolerance without indicating for DRILLING is always ±0.1mm.

➤ **COIL DATA CHART(at 20°C)**

Coil Sensitivity	Nominal Coil Voltage (VDC)	Nominal Current (mA)	Coil Resistance (Ω) $\pm 10\%$	Power Consumption (W)	Pull-In Voltage (VDC)	Drop-Out Voltage (VDC)	Max-Allowable Voltage (VDC)
TRC -L (High Sensitivity) ※	3	67	45	abt. 0.2W	75% Max.	5% Min.	130% Max.
	5	40	125				
	6	33.3	180				
	9	22.5	400				
	12	16.7	720				
TRC -D (Standard)	24	8.16	2800	abt. 0.45W	75% Max.	5% Min.	120% Max.
	3	150	20				
	5	91	55				
	6	75	80				
	9	50	180				
	12	37.5	320				
24	18.8	1280					
	48	9.4	5100				

※ TRC High Sensitivity Type (1 Form A Only).

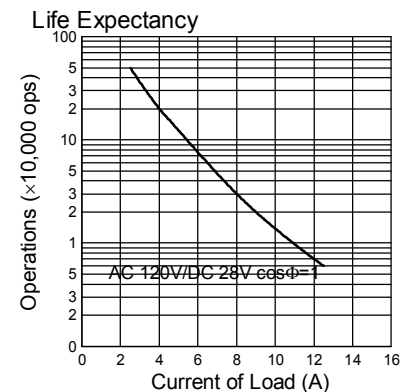
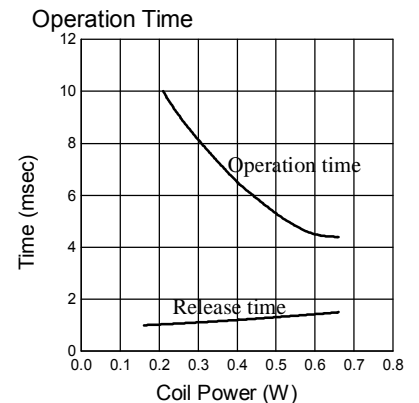
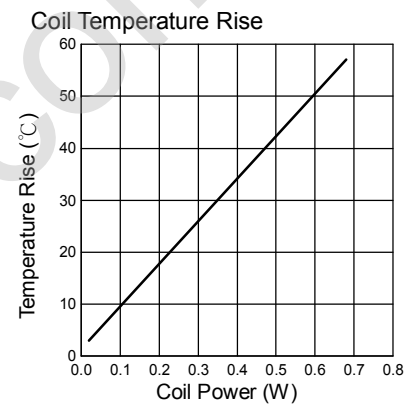
➤ **CONTACT RATING**

Item	Type	TRC
Contact Capacity		
Resistive Load ($\cos\phi=1$)		10A 120VAC/ 10A 28VDC (UL). 5A 240VAC/ 10A 28VDC (TUV)
Rated Carrying Current		10A
Max. Allowable Voltage		265VAC / 30VDC
Max. Allowable Current		10A
Max. Allowable Power		1200VA / 280W
Referenced Min. Applicable Load		5VDC / 10mA
Contact Material		Ag Alloy

➤ **PERFORMANCE (at initial value)**

Item	Type	TRC	
		1 Form C	1 Form A
Contact Resistance		100m Ω Max.	
Operation Time		10msec Max.	
Release Time		4msec Max.	
Dielectric Strength	Between coil & contact	2800VAC 1 min	3200VAC 1min
	Between contacts	750VAC 1 min	
Surge Resistiveness		5000V	
Insulation Resistance		100 M Ω Min. (500VDC)	
Max. ON/OFF Switching	Mechanically	300 operation/min	
	Electrically	30 operation/min	
Operating Ambient Temperature		-30°C to +60°C	
Operating Humidity		45% to 85% RH	
Coil Temperature Rise		40 deg. Max. (at rated coil voltage)	
Vibration	Endurance	10 to 55Hz Double Amplitude 1.5mm	
	Error Operation	10 to 55Hz Double Amplitude 1.5mm	
Shock	Endurance	980m/s ² .	
	Error Operation	98m/s ² .	
Life Expectancy	Mechanically	1 \times 10 ⁷ ops. Min. (no load)	
	Electrically	1 \times 10 ⁵ ops. Min. (at rated coil voltage)	
Weight		abt. 6grs.	
UL		E156521	
CSA		LR102317	
TUV		R50062360	

➤ **REFERENCE DATA**



This datasheet for reference and subject to change without notice. Please double check final specification with Tai-Shing. (0939AA08VOL01)