




➤ **MAIN FEATURES**

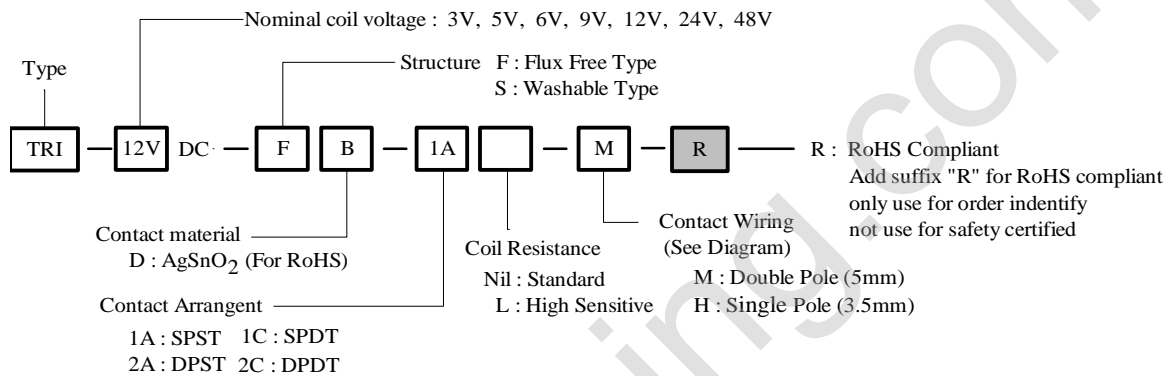
- 10A switching capabilities.
- 1 & 2 pole configurations.
- 5KV dielectric coil to contacts.
- Low height of 12.5mm.
- Sealed & Unsealed types available.
- UL & cUL recognized.



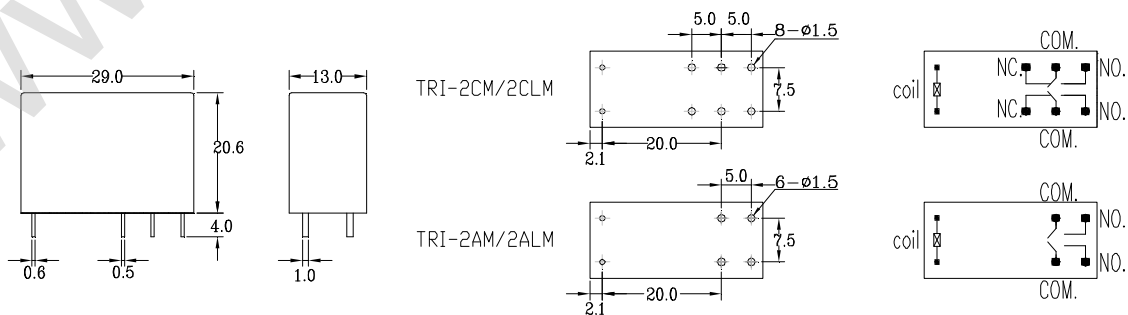
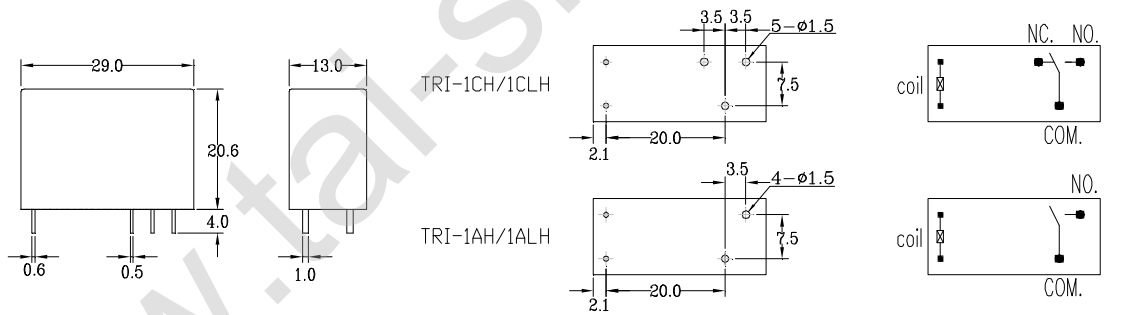
➤ **APPLICATIONS**

- Cooking appliances, air conditioners, audio equipment, domestic appliances, etc.

➤ **ORDERING INFORMATION**



■ **DIMENSION (unit:mm)** ■ **DRILLING (unit:mm)** ■ **WIRING DIAGRAM**



➤ **COIL DATA CHART**(at 20°C)

Coil Sensitivity	Nominal Voltage (VDC)	Nominal Current (mA)	Coil Resistance (Ω) $\pm 10\%$	Power Consumption (W)	Pull-In Voltage (VDC)	Drop-Out Voltage (VDC)	Max-Allowable Voltage (VDC)
TRI (STANDARD)	3	240	12.5	abt. 0.72W	80% Max.	5% Min.	130% Max.
	5	138.9	36				
	6	120	50				
	9	78.3	115				
	12	60	200				
	24	29.3	820				
TRI -L (High Sensitive)	48	14.5	3300	abt. 0.54W	80% Max.	5% Min.	130% Max.
	3	126.5	17				
	5	106.4	47				
	6	88	68				
	9	58	155				
	12	44.4	270				
	24	21.8	1100				
	48	10.9	4400				

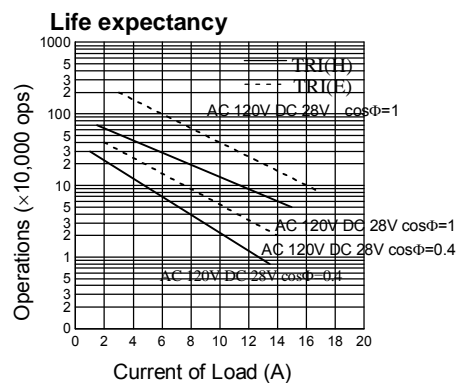
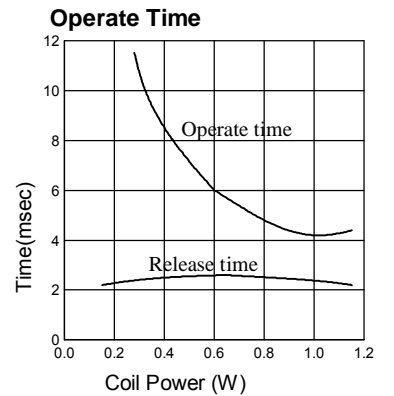
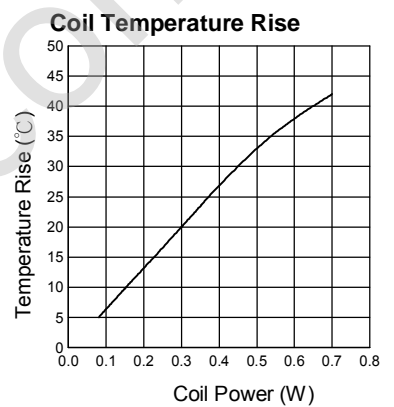
➤ **CONTACT RATING**

Arrangement	SPST-NO (1A), SPDT (1C)	DPST-NO (2A), DPDT (2C)
	H Type	M Type
Contact Capacity	10A 30VDC	5A 30VDC
Resistive Load (cos Φ =1)	10A 250VAC	5A 250VAC
Carrying current	10A	5A
Max. switching voltage	380VAC	380VAC
Max. switching current	10A	5A
Max. switching power	2500VA	1250VA
Min. permissible load	10VDC 10mA	10VDC 10mA
Contact material	Ag alloy	

➤ **PERFORMANCE** (at initial value)

Item	TRI	TRI -L
Contact Resistance	100m Ω Max.	
Operation Time	15msec Max.	20msec Max.
Release Time	8msec Max.	
Dielectric Strength	Between coil & contact 5000VAC 50/60HZ (1 minute) Between contacts 1000VAC 50/60HZ (1 minute)	
Surge Resistiveness	1000V (between coil & contact 1x40 msec)	
Insulation Resistance	100 M Ω Min. (500VDC)	
Max. ON/OFF Switching	Mechanically 300 operation/min Electrically 30 operation/min	
Operating Ambient Temperature	-30°C to +55°C	-30°C to +70°C
	(No water drop condensation)	
Operating Humidity	45 to 80% RH	
Coil Temperature Rise	45 deg. Max.	35 deg. Max.
	(at rated coil voltage)	
Vibration	Endurance 10 to 55Hz Double Amplitude 1.5mm Error Operation 10 to 55Hz Double Amplitude 1.5mm	
Shock	Endurance 100G Min. Error Operation 10G Min.	
Life Expectancy	Mechanically 10 x 10 ⁶ operations. Min. Electrically 10 x 10 ⁴ operations. Min.	
Weight	abt. 13grs.	
UL & cUL	E156406	

➤ **REFERENCE DATA**



This datasheet for reference and subject to change without notice. Please double check final specification with Tai-Shing. (0939AA08VOL01)