


**SAD SERIES SOLID STATE RELAY**

**SAD-200K010S-1**  
**SAD-200K025S-1**

**AC Control DC Loading S.S.R**



**Specifications**

MODEL SERIES NO.	CONTROL VOLTAGE	MUST TURN OFF VOLTAGE	INPUT IMPEDANCE	LOADING CURRENT	LOADING VOLTAGE	MIN BLOCKING VOLTAGE	MAX OFF-STATE LEAKAGE	FREQUENCY RANGE	MAX 1-CYCLE PEAK SURGE
SAD-200K010S-1	80 - 280 VAC	MAX 1.0 VDC	1.5 KΩ	10A	5 ~ 240VDC	300VDC	LESS 5 mA	47-70HZ	15A
SAD-200K025S-1	80 - 280 VAC	MAX 1.0 VDC	1.5 KΩ	25A	5 ~ 240VDC	300VDC	LESS 5 mA	47-70HZ	35A

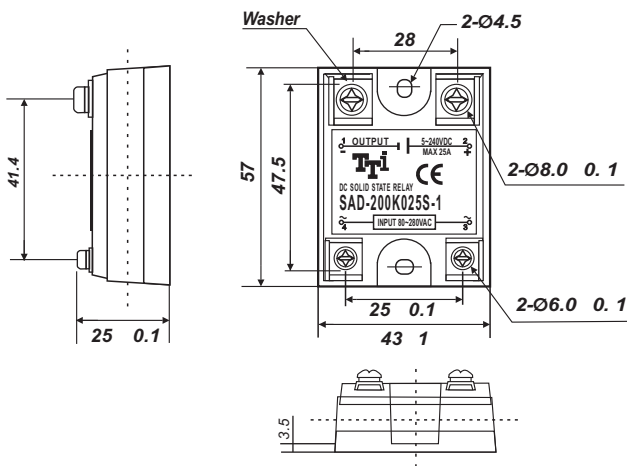
MODEL SERIES NO.	MAX OFF STATE dv/dt	MAX ON-STATE VOLTAGE DROP	ISOLATE IMPEDENCE	DIELECTRIC STRENGTH INPUT-OUTPUT	DIELECTRIC STRENGTH INPUT-OUTPUT-CASE	TURN ON TIME	TURN OFF TIME	CAPACITANCE IN-OUT	WEIGHT (g)
SAD-200K010S-1	200 V/μ sec	2.0Vrms	10° Ω	4000 VACrms	4000 VACrms	LESS 2 msec	LESS 2 msec	LESS 15 PF	95 g
SAD-200K025S-1	200 V/μ sec	2.0Vrms	10° Ω	4000 VACrms	4000 VACrms	LESS 2 msec	LESS 2 msec	LESS 15 PF	95 g

**Parts No.**

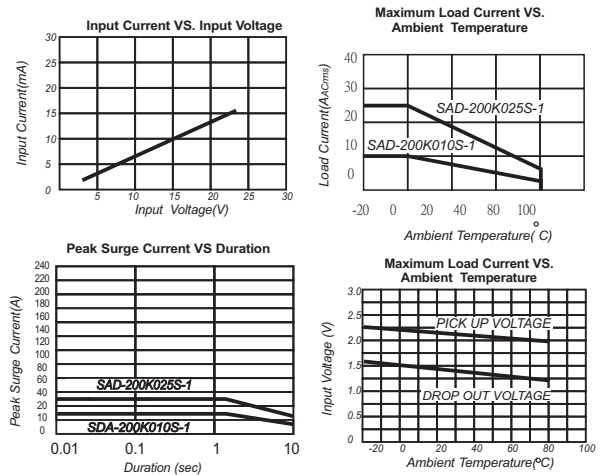
**SAD-200K010S-1**

- Packing : 1 = Screw Type
- Phase : S = Single Phase
- Loading Current : 010 = 10A, 025 = 25A
- Control Voltage : K = 80~280VAC
- Loading Voltage : 200 = 5~240VDC
- Control Type : AD = AC Control DC
- S = S.S.R

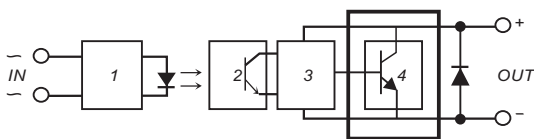
**Outline Dimensions(Unit : mm)**



**Characteristic Curves**



**Equivalent Circuit**



1. Input Circuit
2. Photo Detector
3. Amplifier
4. Protect Circuit